

THE SUZUKI

SWACE



SWACE BROCHURE



WELCOME TO GOOD DIFFERENT

**SUZUKI. JUST STRAIGHT-UP, GREAT DRIVING.
SINCE 1955, WE'VE BUILT CARS WITH PERSONALITY
THAT ARE PROUDLY DIFFERENT.**

At Suzuki, we do things a little differently, by offering great tech, amazing specs, and superb value. That's why every car in our range is hybrid* as standard, and jam-packed with clever features. From small, fun mild hybrids all the way up to plug-in hybrid, head-turning SUVs with ALLGRIP 4-wheel drive**, there's no hidden add-ons, no surprises. See? Good Different.

We also know that car ownership doesn't stop at the car – it's about having a friendly, dedicated team you can rely on when you need them. Up and down the country, we have a brilliant network of dealers here to make the difference.

Test drive a Suzuki and experience our impressive blend of performance, dependability and safety features. Ready for something a little different? Come and get behind the wheel.

SUZUKI. GOOD DIFFERENT.



Swace



ACROSS



Vitara



S-Cross



Swift Sport



Swift



Ignis

*Excluding Jimny. Ignis, Swift, Swift Sport and S-Cross are Mild Hybrid (MHEV). Vitara is available as either a Full or Mild Hybrid. Swace is a Full Hybrid (HEV). Across is a Plug-in Hybrid (PHEV).

**Available as an optional extra on selected models.

LIFE,

STYLED.



**FUSING SPORTY STYLING
WITH PRACTICAL DRIVING.
THE SWACE HAS IT ALL.**

Never choose between style and function again. With the Swace, there's no compromise. It has both by the bucketload. Sharp LED headlamps, an impressive honeycomb patterned grille and flared wheel arches create a powerful and wide stance that complements the Swace's premium estate body.

Practically speaking, the beautifully-designed flowing body lines and sculptured tailgate, which is constructed using lightweight material, not only adds to the dynamic exterior design, but also enhances fuel efficiency. Integrated roof rails neatly top off the distinctive shape of the Swace, and are perfect for simply mounting the optional multi roof rack*, helping you to carry all your gear for that weekend escape.

It's time to have it all with the stylish Swace, the car that's ready to handle your lifestyle.

*Multi roof rack available as a dealer fitted accessory option.

ROOM TO MANOEUVRE

SPACE THAT SPEAKS VOLUMES. GET BEHIND THE WHEEL OF THE SWACE, AND THE POSSIBILITIES ARE ENDLESS.

Say hello to more getaways and holidays with the Swace. Get ready to enjoy more sports and activities. And be prepared to explore more of what the world has to offer.

A large extendable luggage area transforms thanks to a remote lever in the boot. Go from an ample 596 litre compartment to a generous 1,606 litres maximum capacity with the rear seats folded down, making for a fully flat floor which means you'll never run out of space.

The reversible boot floorboard with either carpeted or all weather protected resin surface

can be lowered to store taller objects. That's more room for suitcases, fishing tackle, stuff for family fun at the park or whatever you need.

And with effortless loading and unloading thanks to the handy electromagnetic tailgate, you can just simply open the boot at a touch with the wireless remote control. Don't forget about your passengers too. They'll be sitting comfortably, with plenty of leg room and cabin space so they can really stretch out.

Fit more into the Swace and get more out of life.



GO WITH

ELEGANCE



GO WITH THE FLOW IN THE SWACE. ENJOY SPACIOUSNESS AND COMFORT THAT WRAPS AROUND YOU.

The Swace's interior has been crafted with premium materials, and a keen eye, for a truly elegant experience.

From the moment you sit down, you'll enjoy the feel of the supportive seats built to keep you comfortable throughout your journey. Plus, the soft padding and understated chrome detailing throughout the entire cabin conveys luxury quality and meticulous attention to detail.

The wide instrument panel and chrome details flow seamlessly into the door trim, creating a spacious, attractive, and modern look and feel.

You've also got total control of the cabin temperature with dual-zone automatic air conditioning, which even comes with S-FLOW to automatically detect where passengers are and adjust airflow so everyone is happy. Another nice touch you'll appreciate, well your hands and back will, is the heated steering wheel and front seats.

In fact, the elegant interior feels spacious, open and comfortable for all passengers front and rear. Are you sitting comfortably? You are, if you're in the Swace.





BETTER CONNECTED


HIGH TECH FEATURES TO KEEP YOU GOING.

The world doesn't stop when you get in your car. That's why the Swace is packed full of advanced tech features to help you stay connected and get the most out of your drive.

The Swace is designed with the driver in mind, so everything is in your control. The central multimedia touch screen display makes it easy to search through menus, personalise

your setting and preferences, and link your phone to your car in a few taps. Use Wireless Apple CarPlay® or wired Android Auto™ to stay connected with carefully chosen apps on the go, including certain digital navigation apps.

Thanks to the Qi wireless charging pad*, you can keep your phone charged throughout the journey, so you'll never be caught short again.

android auto | 

*Available on Ultra models only.

Apple, Apple CarPlay and iPhone are all trademarks of Apple Inc. Registered in the U.S. and other countries. Android and Android Auto are trademarks of Google LLC.



YOU'RE IN SAFE HANDS

WE'RE DEDICATED TO KEEPING YOU AND YOUR PASSENGERS SAFE AND SECURE. THAT'S WHY THE SWACE COMES EQUIPPED WITH ALL THE LATEST SAFETY FEATURES.

Use tech like our Driving Assist feature to intelligently monitor your surroundings and reduce the likelihood of collisions, simplify parking*, and help you stay in your lane when driving. It even makes stop and go traffic easier to handle.

You're in very safe hands in the Swace. Explore all the great features that keep you safe and sound.



PRE-COLLISION SYSTEM (PCS)

PCS helps prevent collisions with other vehicles, pedestrians and bicyclists by monitoring the road ahead with a millimetre-wave radar and monocular camera. It supports pre-collision warning, pre-collision braking assist and pre-collision braking features.



LANE TRACING ASSIST (LTA)

When LTA determines that unintended lane departure is likely to occur, it partially assists steering operation to keep the vehicle in the centre of the lane and prevent departure from the lane or road. It includes lane departure alert, steering assist, vehicle sway warning and lane centring features.



EMERGENCY DRIVING STOP SYSTEM (EDSS)

The EDSS, which functions while LTA is activated, prompts the driver to resume regular driving operations if the steering wheel or pedals are not operated for a predetermined amount of time. If the driver fails to react, EDSS slows and stops the vehicle in its lane while delivering emergency indication to neighbouring traffic.



ROAD SIGN ASSIST (RSA)

RSA monitors the road for traffic signs and displays them on the multi-information display when they are detected. The system is compatible with speed limit, no passing zone, residential area, end of zone and other European road signs.



DYNAMIC RADAR CRUISE CONTROL (DRCC)

DRCC automatically maintains ample distance with the vehicle ahead and stops the vehicle when the preceding vehicle comes to a stop. When there is no vehicle traveling ahead, the vehicle travels at a fixed speed.



AUTOMATIC HIGH-BEAM (AHB)

AHB automatically switches between high and low beams when appropriate to ensure a clear field of vision for the driver, reduce inconvenient manual operation, and reduce headlamp glare for oncoming traffic while driving at night.



BLIND SPOT MONITOR (BSM)*

BSM detects vehicles located in or approaching the rear blind spots on either side of the vehicle and makes lane changing safer. When a vehicle is approaching or detected in a rear blind spot, a warning icon is illuminated in the relevant outer mirror.



SAFE EXIT ASSIST (SEA)*

SEA uses the same technology as BSM to warn occupants when it is unsafe to open a door or exit the vehicle, for example when a cyclist is approaching.



REAR CROSSING TRAFFIC ALERT (RCTA)*

RCTA helps the driver avoid collisions when reversing out of parking spaces. When the sensors detect vehicles approaching blind spots in the rear, a buzzer and blinking mirror icons warn the driver.

Driving assist functions are limited by the ability of the monocular camera, laser sensor and millimetre-wave radar sensors to detect obstacles, lanes and traffic signs. It may not operate depending on the road surface or weather conditions. Please do not rely on this system alone to ensure safety and take responsibility for driving safely. For more details, ask your local dealer or refer to our official website.

*Available on Ultra models only.

HYBRID FOR LIFE

MAKE THE RIGHT CHOICE. FEEL THE POWER. DRIVE HAPPY.

Get ready for an efficient and powerful drive with the Suzuki Swace. An electric motor is paired with a 1.8 litre petrol engine for optimum performance and efficiency. Plus, a lightweight and efficient CVT automatic transmission comes as standard, so your ride stays smooth and enjoyable through each and every gear.

The Swace is expertly designed for responsive, smooth acceleration, while maintaining excellent fuel economy and low emissions. So you'll get a spirited, comfortable and efficient drive, wherever your heading.

Company drivers will also be glad to know they'll be in a favourable low Benefit-in-Kind tax band too.

And with fuel economy of 62.7mpg and CO₂ emissions just 102g/km (WLTP combined), you can rest easy knowing the Swace is a great choice for you and those around you.

All the more reason to start your next adventure now.



**EASY ON THE EYE. EASY TO DRIVE.
EASY TO KEEP GOING.**

Thanks to the smooth ride and responsive steering, every drive in the Swace is simple and sweet. And because it's a self-charging Full Hybrid system, you don't have to worry about interrupting your drive to find somewhere to charge.

What's more, both the electric motor and petrol engine, can drive the vehicle during acceleration to optimise performance.

And for those early starts when you don't want to wake the neighbours the Swace has a full Electric Vehicle driving mode (for up to approx 1 km), where all the power comes only from the electric motor. Neat.

With 3 driving modes, Normal, Eco and Sport the choice is yours on how you want to drive.

Whichever you choose, you're in for a smooth drive, no compromise.

SMOOTH OPERATOR



CHOOSE YOUR SWACE

The Swace gives you the best of both worlds. Power to get through your week and space to make more of your weekends. A car that's elegant and practical. Punchy yet comfortable. With two Swace models to choose from you'll never have to compromise.



MOTION

If the Motion is the one for you, then you get all of this as standard:

- 16-inch alloy wheels
- Auto lights & wipers
- 8" touchscreen multimedia system
- Dynamic Radar Cruise Control with full speed range
- Roof rails
- Auto dim rear view mirror
- Road Sign Assist
- Roof spoiler
- Leather covered, heated steering wheel
- Lane tracing assist (alert & steering assist)
- Parabola LED headlights
- Dual-zone climate control
- Emergency Driving Stop System
- LED front foglamps
- Heated front seats
- E-Call
- Rear privacy glass
- Pre-collision system (AEB)



ULTRA

Or if you're after even more tech and spec, how about the Ultra:

- BI-LED projector headlights
- Smart door lock system
- Blind spot monitor
- Interior ambient lights
- Safe Exit Assist
- Leather interior trims
- Rear cross traffic alert
- Centre console tray with wireless charger
- Front and rear parking distance sensors

CHOOSE YOUR SHADE



UNDERSTATED ELEGANCE IS THE ORDER OF THE DAY WITH OUR COLOUR OPTIONS. WELL, WHEN YOU'RE AS POWERFUL AS THE SWACE YOU DON'T NEED TO SHOUT ABOUT IT.



Precious Silver

Dark Blue Mica

Oxide Bronze Metallic



Platinum White Pearlescent




Super White



Precious Silver



Dark Blue Mica



Black Mica



Oxide Bronze Metallic



DRIVE AWAY WITH SUZUKI FINANCE



Once you've found the Suzuki for you, you may want to consider an ideal Suzuki Finance product to go with it.

What are the options?

- 1. Personal Contract Purchase** – Great for those who want flexibility; Once you've agreed your deposit, repayment period and annual mileage, the dealer will work out the monthly repayment amount and optional final repayment amount. After you've made all the monthly repayments you will have 3 options: 1. Own the vehicle by paying the optional final repayment 2. Part exchange* 3. Return the vehicle (return conditions apply**).
- 2. Hire Purchase** – If you want to own the vehicle at the end this could be the product for you. Once you've agreed your deposit and repayment period, the dealer will work out the monthly repayment amount. Once you have made all the monthly repayments including interest, you will become the owner of the vehicle.
- 3. Personal Contract Hire** – This is a fixed cost rental agreement with no ownership option at the end. Select your new Suzuki, agree the annual mileage and term of agreement and pay an initial rental in advance, followed by regular monthly rentals over the agreed term. When the agreement comes to an end the vehicle must be returned (return conditions apply**).

WHAT'S MOTABILITY?

The Motability Scheme enables people to get mobile by exchanging their mobility allowance to lease a new car.

Choose your favourite Suzuki Ignis, Swift*, Vitara, S-Cross or Swace and lease it in exchange for your Government-paid mobility allowance. Many of our models start from Nil Advance Payment – which means you'll pay nothing upfront.

*Excludes Swift Sport.

BUILD YOUR FLEET

Get the best driving experience for your business, with Suzuki.

Practical, stylish, safe and efficient. The award-winning Suzuki range meets all your needs.

Plus, with excellent reliability and a dedicated Business Partners team, we're always on your side to help your business deliver more.

Visit cars.suzuki.co.uk/business to find out how we can help.

What's the difference?	HP	PCP	PCH - Subject to Availability
Length of the agreement	From 1-5 years	From 1-4 years	From 2-5 years
Deposit/Initial Rental Required	Yes £0 deposit may be available	Yes £0 deposit may be available	Yes Initial payment of between 1-12 months rentals
Fixed Monthly Repayments	Yes	Yes	Yes
Maximum Permitted age of car at Agreement End	Typically 14 Years	Typically 7 Years	Typically 5 Years
Ownership option at agreement end	Yes	Yes After optional final repayment is paid	No Vehicle must be returned
Mileage and condition restrictions/charges (if you exceed agreed mileage or the vehicle is not in good condition upon return)	No	Yes Charges apply if you return the vehicle	Yes
Optional Final Repayment	No	Yes	No
End of Contract Goods Return Option	No	Yes Return conditions apply	Yes Return is compulsory. Return conditions apply

CREDIT IS SUBJECT TO STATUS. THE VEHICLE IS AT RISK OF REPOSSESSION IF YOU DO NOT MAINTAIN CONTRACTUAL REPAYMENTS

What's next?

For more information or help finding the right product for you, pop into your local dealer or cars.suzuki.co.uk/Suzuki-finance

*Part exchange subject to settlement of your existing finance agreement; new finance agreements are subject to status.**To avoid incurring charges, the vehicle needs to be in good condition (fair wear and tear accepted) and within the permitted maximum mileage. The vehicle is at risk of repossession if you do not maintain contractual repayment. **Personal Contract Purchase and Hire Purchase:** Credit is available to UK residents aged 18 or over, subject to status. Suzuki Finance is a trading style of Suzuki Financial Services Limited, St William House, Tresillian Terrace, Cardiff, CF10 5BH. Finance is available for Republic of Ireland residents, subject to status, and will vary from the above. The credit provider is Bank of Ireland Finance, which is a registered trading name of Bank of Ireland. **Personal Contract Hire:** Contract Hire is subject to status, age 18 and over. You will not own the vehicle. Contract Hire provided by Suzuki Contract Hire, a trading style of Lex Autolease Limited, Heathside Park, Heathside Park Road, Stockport, SK3 0RB.

THE SUZUKI SERVICE PROMISE



We believe everyone should be able to enjoy those little added extras – so we went and made them standard. With a team you can trust and a service you can rely on, you and your Suzuki are always in safe hands.

FOR YOUR CAR



Wash & vac for all pre-booked work



Vehicle health checks on every visit



Genuine Suzuki service stamp

FOR YOU



Range of payment options to suit you



Alternative transport options



Any additional work agreed by you

FOR YOUR PEACE OF MIND



Accident Aftercare
Free management of your accident claims and repairs



Service Activated Warranty
Free for cars aged 3+ years, up to 7 Years or 100,000 miles*



ADDITIONAL OWNER BENEFITS

Your Suzuki experience doesn't stop when you buy the car. We'll continue to look after you long after you've driven off the forecourt.

UP TO 7 YEARS WARRANTY

Every new Suzuki comes with a warranty that covers you for the first 3 years or 60,000 miles – whichever comes first. Followed by an up to 12 months / 10,000 miles additional warranty, with every qualifying service up until your car turns 7 years old or reaches 100,000 miles with our Service Activated Warranty.*

FREE 12 MONTHS BREAKDOWN COVER

We love keeping you on the road, hassle-free. That's why when you purchase a new Suzuki, we give you 12 months of comprehensive roadside cover.

FREE 2,000-MILE HEALTH CHECK

When your Suzuki has reached its 2,000-mile birthday, book in for a free service at your local Suzuki dealer to make sure your Suzuki is running like clockwork. After all, we know your Suzuki inside and out.

ACCIDENT AFTERCARE

We offer Suzuki Accident Aftercare, which is completely free for all Suzuki owners – and it doesn't matter who was at fault. We'll also manage the insurance claim process.

AND DON'T FORGET

To insure your Suzuki with us. Exclusively available for Suzuki owners, our **competitive annual insurance** will cover and protect your Suzuki in the unfortunate event of an accident.

Before you drive your Suzuki away, we can apply our **Gen-3 Glasscoat paint protection** to keep it looking as good as new. Protecting it against acid rain, car wash brushes, bird lime and road grit.

For more information, please contact your local Suzuki Dealership.

*Available to UK private retail customers on Suzuki cars under 7 years old and under 100,000 miles. Warranty is valid for up to 12 months or (if lower) 9,000/12,500 miles (mileage cap varies based on model's service interval. Activates on first qualifying service and renews on subsequent qualifying services, up to a maximum of 7 years from the date of first registration or (if lower) 100,000 miles. A qualifying service is one carried out by a Suzuki service partner in accordance with the applicable Suzuki service interval. Cars without a full, up-to-date Suzuki service history will be subject to an initial health check and any identified faults will be excluded from warranty cover unless repaired at your cost during the qualifying service. Terms & exclusions apply, see //cars.suzuki.co.uk/owners/warranty.

EQUIPMENT

CATEGORY	DESCRIPTION	MOTION	ULTRA
Safety	E-Call	•	•
	ABS with EBD and Brake Assist function	•	•
	Hill hold control	•	•
	Driver & front passenger airbags	•	•
	Front passenger airbag deactivation system	•	•
	Side airbags	•	•
	Curtain Airbags	•	•
	Driver knee airbag	•	•
	Front: 3-point ELR seatbelts with pretensioner, force limiter and shoulder height adjuster	•	•
	Rear: 3-point ELR seatbelts with pretensioner and force limiter (2 x side), 3-point ELR seatbelt (centre)	•	•
	2 x ISOFIX child seat anchorages	•	•
	3 x Child seat tether anchorages	•	•
	Childproof rear door locks	•	•
	Tyre pressure monitoring system	•	•
	High mounted stop lamp	•	•
	Emergency Stop Signal	•	•
	PCS (Pre-Collision System)	•	•
Automatic High Beam	•	•	

CATEGORY	DESCRIPTION	MOTION	ULTRA
Safety	RSA (Road Sign Assist)	•	•
	Dynamic radar cruise control with full-speed range	•	•
	Lane departure alert function	•	•
	Emergency Driving Stop System	•	•
	Steering assist function	•	•
	Intelligent Speed Assistance (ISA)	•	•
	Vehicle sway warning function	•	•
	Lane centering function	•	•
	VSC (Vehicle Stability Control)	•	•
	Blind Spot Monitor		•
	Safe Exit Assist		•
	Rear cross traffic alert		•
	Emergency tyre puncture repair kit (no spare tyre)	•	•
Security	Immobiliser	•	•
	Security alarm	•	•
	Remote central door locking	•	•
	Deadlocks	•	•
	Freewheeling key cylinders	•	•
	Locking wheel nuts	•	•

EQUIPMENT



CATEGORY	DESCRIPTION	MOTION	ULTRA
Comfort & Convenience	Push engine start system	•	•
	Smart door lock system		•
	Front & rear parking distance sensors		•
	Simple-Intelligent Parking Assist (S-IPA)		•
	Rear parking camera	•	•
	Lights-on reminder	•	•
	Front & rear seatbelt reminder	•	•
	Speed limiter	•	•
	3-spoke leather covered steering wheel	•	•
	Telescopic adjustable steering wheel	•	•
	Tilt-adjustable steering wheel	•	•
	Heated steering wheel	•	•
	7-inch colour LCD info display	•	
	12.3-inch colour LCD info display		•
	Clock	•	•
	ECO Accelerator Guidance	•	•
	Eco Score	•	•
	Energy monitor	•	•
	Trip information	•	•
	Driving mode switch	•	•
Electric front windows	•	•	

CATEGORY	DESCRIPTION	MOTION	ULTRA
Comfort & Convenience	Electric rear windows	•	•
	Front map LED light	•	•
	Rear cabin LED light (3-position)	•	•
	Cup holder lights		•
	Front and rear door lights		•
	Front console tray light		•
	Luggage area lamp	•	•
	Front sun visors with vanity mirrors	•	•
	Front vanity mirrors illumination	•	•
	2 x Front assist grips	•	•
	2 x Rear assist grips	•	•
	2 x Rear coat hooks	•	•
	12V accessory socket (console box)	•	•
	12V accessory socket (front console)	•	•
	12V accessory socket (luggage area)	•	•
	Console box with armrest (resin)	•	
	Console box with armrest (leather with stitch)		•
	Rear centre armrest - fabric	•	

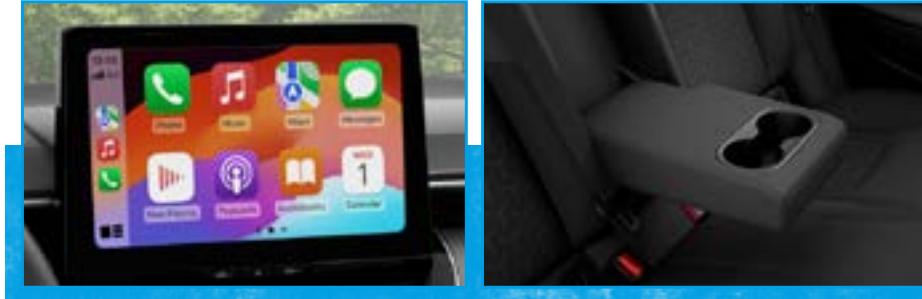
EQUIPMENT



CATEGORY	DESCRIPTION	MOTION	ULTRA
Comfort & Convenience	Rear centre armrest - PVC with stitch		•
	Centre console tray	•	
	Centre console tray with wireless charger		•
	Passenger side seat back pocket	•	•
	Driver side seat back pocket	•	•
	Driver's seat power adjustable lumbar support	•	•
	Electric parking brake	•	•
	Fabric seat upholstery	•	•
	Tailgate opener - electromagnetic type and inside remote control button	•	•
	Tailgate opener - wireless remote control	•	•
Heating & Visibility	Dual-zone automatic air conditioning with S-FLOW mode	•	•
	Heated driver's and front passenger's seats	•	•
	Heater	•	•
	Rear heater duct	•	•
	PTC (Positive temperature coefficient) heater	•	•
	Rear ventilation	•	•
	Pollen filter	•	•
	Parabola LED projector headlamps (low & high beam)	•	
	BI-LED projector headlamps (low & high beam)		•
	Guide me home light	•	•

CATEGORY	DESCRIPTION	MOTION	ULTRA
Heating & Visibility	Manual Headlamp levelling	•	•
	Daytime running lights - LED	•	•
	LED position lamps with DRL	•	•
	Front fog lamps	•	•
	Rear fog lamps	•	•
	LED Rear combination lamps	•	•
	Automatic headlamps	•	•
	Front wiper, 2 speeds (low, high) with adjustable intermittent + washer	•	•
	Rear wiper, 1 speed with intermittent + washer	•	•
	Automatic wiper	•	•
	Electrically adjustable door mirrors	•	•
	Heated door mirrors	•	•
	Electrically folding door mirrors with built-in turn signal lamp	•	•
	Anti-glare rear view mirror (automatic dimming)	•	•
	Rear window demister	•	•


EQUIPMENT



CATEGORY	DESCRIPTION	MOTION	ULTRA
Storage	2 x cup holders (front)	•	•
	2 x cup holders (rear centre armrest)	•	•
	2 x front door and 2 x rear door bottle holders	•	•
	Glove box	•	•
	Rear seat with 60:40 split folding	•	•
	Luggage area cover	•	•
	Luggage separator (net)	•	•
	4 x Luggage area net hook	•	•
	Entertainment & communication	DAB digital radio	•
8" multimedia touchscreen display		•	
10.5" multimedia touchscreen display			•
Bluetooth integrated into audio unit		•	•
Type C USB port (front lower console and inside of front armrest)		•	•
Smartphone link display audio including Android Auto™ and wireless Apple CarPlay®		•	•
Front & rear speakers		•	•
Front tweeters		•	•
Speed-sensing volume control		•	•
Steering wheel mounted audio controls		•	•

CATEGORY	DESCRIPTION	MOTION	ULTRA
Styling	16" alloy wheels (polished finish)	•	•
	Roof rails - silver	•	•
	Rear upper spoiler	•	•
	Black front grille	•	•
	Body colour exterior door handles	•	•
	Body colour exterior door mirrors	•	•
	Green tinted windows	•	•
	Rear Privacy Glass		•
	Satin chrome instrument panel ornament	•	•
	Satin chrome & piano black instrument panel centre ornament	•	•
	Soft pad instrument panel	•	•
	Shark fin antenna	•	•
	Leather covered shift knob	•	•
	Felt material door trim insert with noise vibration reduction	•	•
	Chrome door trim ornament	•	•
	Satin Chrome inside door handles	•	•
	Felt material front and rear door trim with noise vibration reduction	•	•
	Fabric door armrest	•	
	Synthetic leather door armrest		•

TECHNICAL SPECIFICATIONS



	MODEL		1.8 FULL HYBRID
	AVAILABLE GRADES		MOTION & ULTRA
Engine	Type		2ZR-FXE
	Number of cylinders		4
	Number of valves		16
	Piston displacement	cm ³	1,798
	Maximum output	PS (kW)/rpm	102 (75) / 5,200
	Maximum torque	Nm (lbft)/rpm	142 (105) / 3,600
	Fuel distribution		Fuel injection
	EU emission standard		Euro 6d
Electric Motor	Maximum output	kW	70
		Nm	185
Transmission	Type		CVT (Automatic)
	Final gear ratio		2.834
Weights & Dimensions	Tyres		205/55R16
	Overall length	mm	4,655
	Overall width	mm	1,790
	Overall height	mm	1,460
	Wheelbase	mm	2,700
	Minimum turning circle	m	10.4
	Ground clearance	mm	135
	Seating capacity	Persons	5
	Luggage capacity (seatback folded, VDA)	litres	1,232

	MODEL		1.8 FULL HYBRID	
	AVAILABLE GRADES		MOTION & ULTRA	
Weights & Dimensions	Luggage capacity (seatback raised, VDA)	litres	596	
	Kerb weight inc full options	kg	1,420	
	Gross vehicle weight	kg	1,885	
	Max towing weight (braked)	kg	750	
	Max towing weight (un-braked)	kg	450	
	Maximum speed	mph / km/h	112 / 180	
0-62 mph / 0-100 km/h	seconds	9.4		
Fuel tank capacity	litres	43		
Battery capacity	Ah	3.6		
CO ₂ emissions	(WLTP)	g/km	102	
Performance & Economy	Fuel consumption (WLTP)	Low	mpg (l/100km)	70.6 (4.0)
		Medium	mpg (l/100km)	78.4 (3.6)
		High	mpg (l/100km)	70.6 (4.0)
		Extra High	mpg (l/100km)	48.7 (5.8)
		Combined	mpg (l/100km)	62.7 (4.5)



For more information
or to book a test drive, visit:
cars.suzuki.co.uk/new-cars/swace

Fuel economy and CO₂ results for the Suzuki Swace range. Mpg (l/100km) (combined): 62.7 (4.4). CO₂ emissions: 102 g/km. Figures shown are for comparability purposes; only compare fuel consumption and CO₂ figures with other cars tested to the same technical procedures. These figures may not reflect real life driving results, which will depend upon a number of factors including the accessories fitted (post-registration), variations in weather, driving styles and vehicle load. Specifications and equipment vary depending on engine, transmission and model grade. Model availability varies by dealer. Please contact your local Suzuki Dealer for full details. All details correct at time of broadcast - March 2024. Vehicles shown throughout this brochure are for illustration only and may feature non-UK/ROI equipment. Suzuki GB PLC, Steinbeck Crescent, Snelshall West, Milton Keynes, Bucks MK4 4AE. Suzuki Customer Services 08085 011959 (UK) or 01 619 3671 (ROI). Calls may be recorded or monitored.