

THE SUZUKI

VITARA



RANGE BROCHURE



WELCOME TO

GOOD

DIFFERENT

SUZUKI. JUST STRAIGHT-UP, GREAT DRIVING. SINCE 1955, WE'VE BUILT CARS WITH PERSONALITY THAT ARE PROUDLY DIFFERENT.

At Suzuki, we do things a little differently, by offering great tech, amazing specs, and superb value. That's why every car in our range is hybrid* as standard, and jam-packed with clever features. From small, fun mild hybrids all the way up to plug-in hybrid, head-turning SUVs with ALLGRIP 4-wheel drive**, there's no hidden add-ons, no surprises. See? Good Different.

We also know that car ownership doesn't stop at the car - it's about having a friendly, dedicated team you can rely on when you need them. Up and down the country, we have a brilliant network of dealers here to make the difference.

Test drive a Suzuki and experience our impressive blend of performance, dependability and safety features. Ready for something a little different? Come and get behind the wheel.

SUZUKI. GOOD DIFFERENT.



Vitara



S-Cross



ACROSS



Swace



Swift Sport



Swift



Ignis

*Excluding Jimny. Ignis, Swift, Swift Sport and S-Cross are Mild Hybrid (MHEV). Vitara is available as either a Full or Mild Hybrid. Swace is a Full Hybrid (HEV). Across is a Plug-in Hybrid (PHEV).

**Available as an optional extra on selected models.

WORK

MEET

PLAY



DESIGNED FOR TOUGH CONDITIONS, BUT PERFECT FOR YOUR SUPERMARKET SHOPS, THE VITARA COMBINES PRACTICALITY, STYLE AND CAPABILITY FOR A SMOOTH RIDE.

The Vitara has all the strong SUV styling you want and the practicalities you need for a comfortable and relaxing drive.

Inside, there's plenty of room for shopping bags, suitcases, and all of life's don't-leave-home-without-its. But on the outside, it's more compact than your average SUV and with a lighter body, it's easy to drive around town. All this makes it a powerful contender if you want a car for a weekend getaway or even for the school run. And you'll be turning heads with one of our stunning personalisation accessory packs.

Vitara has Hybrid technologies across the range, making every journey more efficient[†] - and more enjoyable.

It works hard, and plays harder. Combined with our ALLGRIP 4-wheel Drive technology*, you've got yourself a car that's ready for any drive. And as you open the panoramic sunroof*, your passengers will be catching epic views as you cruise.

If balancing work and play is your superpower, this is the car for you.

[†]Compared to the previous equivalent petrol Vitara without hybrid and using the official WLTP combined fuel consumption and CO₂ emissions figures.

*Available on selected model variants only.

HELLO,

HYBRID



AT SUZUKI, WE'RE ALWAYS INNOVATING. WE'RE ALWAYS LOOKING FOR WAYS TO MAKE YOUR DRIVE ONE TO REMEMBER.

Vitara is available with either Mild or Full Hybrid technology. Our Mild Hybrid system provides battery assistance, meaning a small electric motor supports the petrol engine when it needs it most, such as during acceleration or going up a hill. The Full Hybrid powertrain provides dual power, switching between the petrol engine and electric motor or using a combination of both to drive the wheels. Whatever your choice, you'll get lower CO₂ emissions[†], better fuel economy[†] and a brilliant driving experience.



[†]Compared to the previous equivalent petrol Vitara without hybrid and using the official WLTP combined fuel consumption and CO₂ emissions figures.

BREATHTAKING

GOOD LOOKS

AT SUZUKI, WE DON'T DO BORING. WE DO THRILLING.

We do exciting. We do cars that look as good as they drive. And as you can see, the Vitara really is a showstopper. With its strong SUV-style looks, the Vitara's got the edge to turn heads in the city and the capability to stand its ground on rugged landscapes.

Plus, you can customise your Vitara further with one of our premium accessory design packs*. Will you go Urban, and add a few choice accents? Rugged, for a little more terrain appeal? Or will you go for another look? Whichever you choose, your new Vitara is all about you.

Go on, show off your style.

*Available as a dealer fitted accessory option at additional cost



Matte black upper grille fin set and upper grille accent line*



Misti 17-inch alloy wheel with satin black finish*



Front Skid Plate and Front Bumper Centre Trim*

POWERED

TO

PERFORM



GREAT PERFORMANCE, BUILT FOR EFFICIENCY.

The reason? Our powerful petrol engine range offers responsive driving performance, and the choice of either Mild or Full Hybrid technology helps to achieve better fuel efficiency and lower emissions[†] whilst also contributing to engine responsiveness.

Combine all this with a lightweight body and you've got an efficient, responsive and agile driving experience all wrapped up in one stylish package.

TAKE IT ON WITH ALLGRIP

WE WANT YOUR VITARA TO TAKE YOU WHEREVER YOU WANT TO GO.

That's why we've developed our unique ALLGRIP 4-wheel Drive system*. This relatively lightweight system lets you truly take control of the road and has your back – no matter the driving conditions. Use 2-wheel Drive (2WD) during normal driving for maximum efficiency, or the 4-wheel Drive (4WD) system when you need to adapt to conditions such as rain, snow or rough terrain.

So the only limitation you have when you're driving the Vitara is your own imagination.

Suzuki ALLGRIP 4-wheel Drive*

Mode	Visual Description	Key Features
AUTO MODE	City street scene	This prioritises front-wheel drive for optimum fuel efficiency in everyday conditions, switching to 4WD if wheelspin is detected.
SPORT MODE	Mountain road scene	Actively engages 4WD, based on accelerator inputs, to make driving more responsive along country lanes.
SNOW MODE	Snowy mountain scene	Your answer to snow, ice, rain and mud – giving crucial traction and stability when the conditions demand it.
LOCK MODE	Deep snow/mud scene	This engages permanent 4WD to help you drive out of deep snow or mud.

[†]Compared to the previous equivalent petrol Vitara without hybrid and using the official WLTP combined fuel consumption and CO₂ emissions figures.

*ALLGRIP 4-wheel Drive system is available as an option on selected model variants only.

IN SAFE HANDS

WE WANT YOU TO FEEL COMFORTABLE, CONFIDENT AND, ABOVE ALL, SAFE BEHIND THE WHEEL.

Which is why your Vitara comes equipped with a range of safety technology, including systems for collision mitigation (Dual Sensor Brake Support), and driver assistance (Traffic Sign Recognition, Lane Departure Warning and Prevention).

Our ALLGRIP 4-wheel Drive system*, coupled with a high ground clearance, gives you the tools to tackle a variety of different conditions. So when it comes to keeping you safer on the road, the Vitara has you covered.

*ALLGRIP 4-wheel Drive system is available on selected model variants only.
ESP® is a registered trademark of Daimler AG.

SUZUKI SAFETY SUPPORT*

The Vitara features Suzuki's advanced forward detection system which uses the combination of a monocular camera and a laser attached to the windscreen. Combining a monocular camera, which excels at mid-to-long distance detection and recognition of such traffic elements as pedestrians and lane markers, and a laser sensor, which excels at short-distance and night-time detection, can achieve superb safety.

DUAL SENSOR BRAKE SUPPORT*

When moving, the Vitara uses two sensors – a monocular camera and a laser sensor – to determine if there is a risk of collision with a forward vehicle or pedestrian. Upon detecting a potential collision, the vehicle acts in one of the following three ways, depending on the situation.

1. Warning



Alerts the driver with an audio warning and visual warning

2. Brake assist



Deploys brake assist to increase braking force if the risk of collision is high and the driver panic brakes

3. Automatic brake



Applies strong automatic braking if the risk of collision increases even more

BLIND SPOT MONITOR*

Lane changing at speeds above 10mph (UK) / 15km/h (ROI) is made safer by two rear-mounted side radar sensors capable of detecting vehicles located in or approaching the rear blind spots on either side of the vehicle. When a vehicle is approaching or detected in a rear blind spot, a warning LED icon is illuminated in the relevant exterior mirror. If the driver indicates to change lanes, a flashing LED icon is accompanied by a warning sound alert.



LANE DEPARTURE WARNING

At 37mph (UK) / 60km/h (ROI) or faster, the lane departure warning function is designed to predict the path of the vehicle and issue visual (display and indicator) and tactile (vibrating steering wheel) warnings to the driver.




LANE DEPARTURE PREVENTION

At speeds between (where permitted) 37mph and 100mph (UK) / 60 and 160km/h (ROI), the lane is recognised via a monocular camera incorporated into the windshield design. When interpreting that lane departure is likely to occur, without the driver using a turn signal, the car automatically assists the driver in returning the vehicle back into its lane by controlling the steering via the electric power steering system.

WEAVING ALERT

At 37mph (UK) / 60km/h (ROI) or faster, the weaving alert is designed to calculate the driving pattern and issue audio and visual warnings if the vehicle is 'straying' due to driver drowsiness, etc.



TRAFFIC SIGN RECOGNITION

This system uses the monocular camera to monitor the road for traffic signs. When it detects road signs such as speed limits or no passing zones, it displays the sign on the centre display to help remind the driver which road signs the car has passed. When multiple signs are detected, a maximum of three signs can be displayed at once.



Detect before passing traffic signs Display after passing traffic signs

REAR CROSS TRAFFIC ALERT*

At speeds of up to 5mph (UK) / 8km/h (ROI) in reverse, the Vitara uses two rear mounted radar sensors to alert the driver of vehicles approaching on either side. It's perfect for reversing out of car parking spaces, especially where vision may be obscured. If a vehicle is detected, you'll get a visual and audio warning. We're big on safety.

*There is a limit to the ability of a monocular camera and laser sensor to detect obstacles, lanes and traffic signs. Please do not rely on this system alone to ensure safety. Always drive safely.

EVERYTHING YOU NEED

IF YOU'RE INTO TECH AND SPEC, THEN YOU'RE GOING TO LOVE WHAT THE VITARA HAS TO OFFER.

It comes equipped with the latest technology to help make your journey more exciting, including a DAB digital radio, hands-free Bluetooth® connection and Adaptive Cruise Control as standard.

Plus, with voice-controlled audio, a rear view camera and navigation*, Apple CarPlay® and Android Auto™, you'll feel more in control of the drive, every minute, every mile.



*Available on SZ5 models only.

Bluetooth® is a registered trademark owned by Bluetooth SIG, Inc. Apple, Apple CarPlay and iPhone are all trademarks of Apple Inc. Registered in the U.S. and other countries. Android and Android Auto are trademarks of Google LLC.





ARE YOU SITTING COMFORTABLY?

IF YOU'RE LOOKING FOR COMFORT, PRACTICALITY AND SPACE, THE VITARA HAS PLENTY.

Whatever the weather, whatever the adventure, the Vitara lets you and your passengers ride in total comfort. There are lots of practical features to make the most of - from climate control air conditioning as standard and a panoramic sunroof*, to leather and suede seats*.

The Vitara is roomy too. It boasts an impressive 375 litres of boot space, so if you're looking to do the weekly shop or packing for a weekend adventure away, you can maximise the space for every journey. Its five spacious seats are matched with lots of legroom, and a high driving position gives you enhanced visibility behind the wheel, helping you feel confident on every journey.



CHOOSE YOUR VITARA

With its bold SUV design and rugged capabilities, the Suzuki Vitara has what it takes to turn heads in the city and stand its ground in rugged conditions. With two models in the range to choose from, here's your chance to find the right Vitara for you.



If the SZ-T is the one for you, you get all of this as standard:

- LED projector headlights (low & high beam)
- Dual Sensor Brake Support
- Lane Departure Warning
- Lane Departure Prevention
- Traffic Sign Recognition
- Blind Spot Monitor
- Rear Cross Traffic Alert
- Adaptive Cruise Control
- Chrome front grille
- Satellite navigation
- Silver roof rails
- 17-inch alloy wheels
- Front and rear fog lamps
- Automatic air conditioning
- Smartphone link with Android Auto™ and Apple CarPlay®
- Rear view camera

SZ-T



SZ5

Or if you're after even more tech and spec, how about our SZ5:

- 17-inch polished alloy wheels
- Panoramic sunroof
- Suede seat fabric
- Keyless entry with start button
- Front & rear parking sensors
- Electric folding door mirrors with built-in indicator

STAND OUT

IN

COLOUR



**HERE'S YOUR CHANCE TO ADD
A LITTLE COLOUR TO YOUR WORLD.**

The Vitara comes with a stylish range of single and dual-tone colour options to choose from. So take look and find the shade that defines you.



Cosmic Black Pearl Metallic



Atlantis Turquoise Pearl Metallic



Silky Silver Metallic

Single tone colours




White



Silky Silver Metallic



Galactic Grey Metallic



Cosmic Black Pearl Metallic



Atlantis Turquoise Pearl Metallic

Dual-tone colours



Solar Yellow Pearl Metallic with Cosmic Black Pearl Metallic roof




Ice Greyish Blue Metallic with Cosmic Black Pearl Metallic roof



Savannah Ivory Metallic with Cosmic Black Pearl Metallic roof



Atlantis Turquoise Pearl Metallic with Cosmic Black Pearl Metallic roof



Galactic Grey Metallic with Cosmic Black Pearl Metallic roof



Bright Red with Cosmic Black Pearl Metallic roof



DRIVE AWAY WITH SUZUKI FINANCE



Once you've found the Suzuki for you, you may want to consider an ideal Suzuki Finance product to go with it.

What are the options?

- 1. Personal Contract Purchase** – Great for those who want flexibility; Once you've agreed your deposit, repayment period and annual mileage, the dealer will work out the monthly repayment amount and optional final repayment amount. After you've made all the monthly repayments you will have 3 options: 1. Own the vehicle by paying the optional final repayment 2. Part exchange* 3. Return the vehicle (return conditions apply**).
- 2. Hire Purchase** – If you want to own the vehicle at the end this could be the product for you. Once you've agreed your deposit and repayment period, the dealer will work out the monthly repayment amount. Once you have made all the monthly repayments including interest, you will become the owner of the vehicle.
- 3. Personal Contract Hire** – This is a fixed cost rental agreement with no ownership option at the end. Select your new Suzuki, agree the annual mileage and term of agreement and pay an initial rental in advance, followed by regular monthly rentals over the agreed term. When the agreement comes to an end the vehicle must be returned (return conditions apply**).

WHAT'S MOTABILITY?

The Motability Scheme enables people to get mobile by exchanging their mobility allowance to lease a new car.

Choose your favourite Suzuki Ignis, Swift*, Vitara, S-Cross or Swace and lease it in exchange for your Government-paid mobility allowance. Many of our models start from Nil Advance Payment – which means you'll pay nothing upfront.

*Excludes Swift Sport.

BUILD YOUR FLEET

Get the best driving experience for your business, with Suzuki.

Practical, stylish, safe and efficient. The award-winning Suzuki range meets all your needs.

Plus, with excellent reliability and a dedicated Business Partners team, we're always on your side to help your business deliver more.

Visit cars.suzuki.co.uk/business to find out how we can help.

What's the difference?	HP	PCP	PCH - Subject to Availability
Length of the agreement	From 1-5 years	From 1-4 years	From 2-5 years
Deposit/Initial Rental Required	Yes £0 deposit may be available	Yes £0 deposit may be available	Yes Initial payment of between 1-12 months rentals
Fixed Monthly Repayments	Yes	Yes	Yes
Maximum Permitted age of car at Agreement End	Typically 14 Years	Typically 7 Years	Typically 5 Years
Ownership option at agreement end	Yes	Yes After optional final repayment is paid	No Vehicle must be returned
Mileage and condition restrictions/charges (if you exceed agreed mileage or the vehicle is not in good condition upon return)	No	Yes Charges apply if you return the vehicle	Yes
Optional Final Repayment	No	Yes	No
End of Contract Goods Return Option	No	Yes Return conditions apply	Yes Return is compulsory. Return conditions apply

CREDIT IS SUBJECT TO STATUS. THE VEHICLE IS AT RISK OF REPOSSESSION IF YOU DO NOT MAINTAIN CONTRACTUAL REPAYMENTS

What's next?

For more information or help finding the right product for you, pop into your local dealer or cars.suzuki.co.uk/Suzuki-finance

*Part exchange subject to settlement of your existing finance agreement; new finance agreements are subject to status.**To avoid incurring charges, the vehicle needs to be in good condition (fair wear and tear accepted) and within the permitted maximum mileage. The vehicle is at risk of repossession if you do not maintain contractual repayment. **Personal Contract Purchase and Hire Purchase:** Credit is available to UK residents aged 18 or over, subject to status. Suzuki Finance is a trading style of Suzuki Financial Services Limited, St William House, Tresillian Terrace, Cardiff, CF10 5BH. Finance is available for Republic of Ireland residents, subject to status, and will vary from the above. The credit provider is Bank of Ireland Finance, which is a registered trading name of Bank of Ireland. **Personal Contract Hire:** Contract Hire is subject to status, age 18 and over. You will not own the vehicle. Contract Hire provided by Suzuki Contract Hire, a trading style of Lex Autolease Limited, Heathside Park, Heathside Park Road, Stockport, SK3 0RB.

THE SUZUKI SERVICE PROMISE



We believe everyone should be able to enjoy those little added extras – so we went and made them standard. With a team you can trust and a service you can rely on, you and your Suzuki are always in safe hands.

FOR YOUR CAR



Wash & vac for all pre-booked work



Vehicle health checks on every visit



Genuine Suzuki service stamp

FOR YOU



Range of payment options to suit you



Alternative transport options



Any additional work agreed by you

FOR YOUR PEACE OF MIND



Accident Aftercare
Free management of your accident claims and repairs



Service Activated Warranty
Free for cars aged 3+ years, up to 7 Years or 100,000 miles*



*Available to UK private retail customers on Suzuki cars under 7 years old and under 100,000 miles. Warranty is valid for up to 12 months or (if lower) 9,000/12,500 miles (mileage cap varies based on model's service interval. Activates on first qualifying service and renews on subsequent qualifying services, up to a maximum of 7 years from the date of first registration or (if lower) 100,000 miles. A qualifying service is one carried out by a Suzuki service partner in accordance with the applicable Suzuki service interval. Cars without a full, up-to-date Suzuki service history will be subject to an initial health check and any identified faults will be excluded from warranty cover unless repaired at your cost during the qualifying service. Terms & exclusions apply, see //cars.suzuki.co.uk/owners/warranty.

ADDITIONAL OWNER BENEFITS

Your Suzuki experience doesn't stop when you buy the car. We'll continue to look after you long after you've driven off the forecourt.

UP TO 7 YEARS WARRANTY

Every new Suzuki comes with a warranty that covers you for the first 3 years or 60,000 miles – whichever comes first. Followed by an up to 12 months / 10,000 miles additional warranty, with every qualifying service up until your car turns 7 years old or reaches 100,000 miles with our Service Activated Warranty.*

FREE 12 MONTHS BREAKDOWN COVER

We love keeping you on the road, hassle-free. That's why when you purchase a new Suzuki, we give you 12 months of comprehensive roadside cover.

FREE 2,000-MILE HEALTH CHECK

When your Suzuki has reached its 2,000-mile birthday, book in for a free service at your local Suzuki dealer to make sure your Suzuki is running like clockwork. After all, we know your Suzuki inside and out.

ACCIDENT AFTERCARE

We offer Suzuki Accident Aftercare, which is completely free for all Suzuki owners – and it doesn't matter who was at fault. We'll also manage the insurance claim process.

AND DON'T FORGET

To insure your Suzuki with us. Exclusively available for Suzuki owners, our **competitive annual insurance** will cover and protect your Suzuki in the unfortunate event of an accident.

Before you drive your Suzuki away, we can apply our **Gen-3 Glasscoat paint protection** to keep it looking as good as new. Protecting it against acid rain, car wash brushes, bird lime and road grit.

For more information, please contact your local Suzuki Dealership.

EQUIPMENT





CATEGORY	DESCRIPTION	SZ-T	SZ5
Safety	ALLGRIP 4-mode 4-wheel Drive system		ALLGRIP models only
	ABS with EBD and Brake Assist function	•	•
	ESP® (Electronic Stability Program)*	•	•
	Hill hold control	•	•
	Driver & front passenger airbags	•	•
	Front passenger airbag deactivation system	•	•
	Side airbags (incorporated into front seats)	•	•
	Curtain Airbags	•	•
	Driver knee airbag	•	•
	Front: 3-point ELR seatbelts with pretensioner, force limiter and shoulder height adjuster	•	•
	Rear: 3-point ELR seatbelts with pretensioner and force limiter (side), 3-point ELR seatbelt (centre)	•	•
	ISOFIX child seat anchorages x 2	•	•
	Child seat tether anchorages x 3	•	•
	Childproof rear door locks	•	•
Side impact protection beams	•	•	
Tyre pressure monitoring system	•	•	

CATEGORY	DESCRIPTION	SZ-T	SZ5
Safety	High mounted stop lamp	•	•
	Emergency Stop Signal	•	•
	Dual Sensor Brake Support	•	•
	Lane Departure Warning	•	•
	Lane Departure Prevention	•	•
	Vehicle sway warning	•	•
	Hill Descent Control		ALLGRIP models only
	Traffic Sign Recognition	•	•
	Blind Spot Monitor	•	•
	Rear Cross Traffic Alert	•	•
Emergency flat tyre repair kit	•	•	

CATEGORY	DESCRIPTION	SZ-T	SZ5
Security	Immobiliser	•	•
	Security alarm	•	•
	Remote central door locking	•	•
	Deadlocks	•	•
	Freewheeling key cylinders	•	•
	Locking wheel nuts	•	•
	Visible VIN	•	•

*ESP® is a registered trademark of Daimler AG.

EQUIPMENT



CATEGORY	DESCRIPTION	SZ-T	SZ5
Comfort & Convenience	Rear view camera	•	•
	Engine auto stop start system	•	•
	Keyless entry and start	AGS models only	•
	Front & rear parking distance sensors		•
	Lights-on and key-in reminder	•	•
	Door ajar warning lamp	•	•
	Engine oil change reminder	•	•
	Front & rear seatbelt reminder	•	•
	Low fuel warning lamp	•	•
	Cruise control with speed limiter	•	•
	Adaptive Cruise Control	•	•
	3-spoke leather covered steering wheel	•	•
	Telescopic adjustable steering wheel	•	•
	Tilt-adjustable steering wheel	•	•
	Gear shift paddles	AGS models only	AGS models only
	Tachometer	•	•
	4.2-inch colour LCD display	•	•
Electric front windows	•	•	

CATEGORY	DESCRIPTION	SZ-T	SZ5
Comfort & Convenience	Electric rear windows	•	•
	Front map light	•	•
	Glovebox light	•	•
	Centre cabin light	•	•
	Front footwell & centre lower console box lights	•	•
	Luggage area lamp	•	•
	Front sun visors with vanity mirrors & ticket holders	•	•
	Front vanity mirrors illumination	•	•
	Passenger's side assist grips	•	•
	Rear assist grips x 2	•	•
	12V accessory socket (luggage area)	•	•
	12V accessory socket (centre lower box)	•	•
	Front centre armrest	•	•
	Foot rest (driver's side)	•	•
	Driver & front passenger seat height adjuster	•	•
	Fabric seat upholstery		
	Fabric seat upholstery with white stitches	•	
Suede seat upholstery		•	

EQUIPMENT

CATEGORY	DESCRIPTION	SZ-T	SZ5
Heating & Visibility	Double sliding panoramic sunroof		•
	Automatic air conditioning	•	•
	Heater	•	•
	Pollen filter	•	•
	LED projector headlamps (low & high beam)	•	•
	Automatic Headlamp levelling	•	•
	Daytime running lights - LED	•	•
	Front fog lamps	•	•
	Rear fog lamps	•	•
	LED rear combination lamps	•	•
	Automatic headlamps	•	•
	Front wiper, 2 speeds (low, high) with adjustable intermittent + washer	•	•
	Rear wiper, 1 speed with intermittent + washer	•	•
	Automatic wiper	•	•
	Rain sensing front wipers	•	•
	Electrically adjustable door mirrors	•	•
Heated door mirrors	•	•	
Electrically folding door mirrors with built-in turn signal lamp		•	
Rear window demister	•	•	



CATEGORY	DESCRIPTION	SZ-T	SZ5
Storage	2 x cup holders (front)	•	•
	2 x front door and 2 x rear door bottle holders	•	•
	Rear seat with 60:40 split folding	•	•
	Luggage area cover	•	•
	Removable double luggage room floor	•	•

CATEGORY	DESCRIPTION	SZ-T	SZ5
Entertainment & Communication	DAB digital radio	•	•
	Bluetooth integrated into audio unit	•	•
	USB connector	•	•
	Navigation system	•	•
	Smartphone link with Android Auto™ and Apple CarPlay®	•	•
	4 x speakers	•	•
	2 x tweeters		•
	Steering wheel mounted audio controls	•	•

EQUIPMENT

CATEGORY	DESCRIPTION	SZ-T	SZ5
Styling	16-inch alloy wheels		
	17-inch alloy wheels (painted finish)	•	
	17-inch alloy wheels (polished finish)		•
	Coloured instrument panel ornament	•	
	Film instrument panel ornament		•
	Silver centre console ornament	•	•
	Chrome dashboard trim rings	•	•
	Shift knob, black with silver accent	•	•
	Chrome hand brake release button	•	•
	Body colour exterior door handles	•	•
	Body colour exterior door mirrors	•	•
	Green tinted windows	•	•
	Fabric door trim insert, front	•	
	Suede door trim insert, front		•
	Silver door trim ornament	•	•
	Chrome interior door handles	•	•
	Rear Privacy Glass	•	•
	Front grille - chrome	•	•
	Chrome lower front bumper trim	•	•
	Wheel arch extensions with side skirts	•	•
Roof rails	•	•	



TECHNICAL SPECIFICATIONS

	MODEL	1.4 BOOSTERJET MILD HYBRID	1.4 BOOSTERJET MILD HYBRID ALLGRIP	1.5 FULL HYBRID	1.5 FULL HYBRID ALLGRIP	
Engine	Type	K14D BOOSTERJET		K15C		
	Number of cylinders	4		4		
	Number of valves	16		16		
	Piston displacement	cm³	1,373		1,462	
	Maximum output	PS (kW) / rpm	129 (95) / 5,500		115 (85) / 6,000	
	Maximum torque	Nm (lbft) / rpm	235 (173) / 2,000-3,000		138 (101) / 4,400	
	Fuel distribution		Direct injection		Multipoint injection	
	EU emission standard		Euro 6d		Euro 6d	
	Electric Motor	Type	WA06B		MGU	
System		Synchronous motor		Motor generator Unit		
Maximum output		kW / rpm	10 / 3,000		24.6	
Maximum torque		Nm / rpm	53 / 500		60	
Transmission	AVAILABLE GRADES	SZ-T, SZ5	SZ5	SZ-T, SZ5	SZ5	
	Type	6-speed manual	6-speed manual 4x4	6-speed AGS	6-speed AGS 4x4	
	Gear ratio	1st	3.615	3.615	3.846	
		2nd	1.955	1.955	2.238	
		3rd	1.207	1.207	1.54	
		4th	0.886	0.886	1.17	
		5th	0.738	0.738	0.868	
		6th	0.644	0.644	0.66	
		Reverse	3.481	3.481	3.769	
Final gear ratio		4.059	4.059	4.688		

	MODEL	1.4 BOOSTERJET MILD HYBRID	1.4 BOOSTERJET MILD HYBRID ALLGRIP	1.5 FULL HYBRID	1.5 FULL HYBRID ALLGRIP		
Weights & Dimensions	Tyres	215/55 R17 (SZ-T & SZ5)		215/55 R17			
	Overall length	mm	4,175		4,175		
	Overall width	mm	1,775		1,775		
	Overall height	mm	1,610		1,610		
	Wheelbase	mm	2,500		2,500		
	Minimum turning circle	m	10.4		10.4		
	Ground clearance	mm	185		175		
	Seating capacity	Persons	5		5		
	Luggage capacity (seatback folded, VDA)	Litres	642		642		
	Luggage capacity (seatback raised, VDA)	Litres	362		289		
	AVAILABLE GRADES		SZ-T, SZ5	SZ5	SZ-T, SZ5	SZ5	
	Type	Type	6-speed manual	6-speed manual 4x4	6-speed AGS	6-speed AGS 4x4	
	Kerb weight inc full options	kg	1,205	1,275	1,268	1,315	
	Gross vehicle weight	kg	1,770	1,770	1,725	1,780	
Max towing weight (braked)	kg	1,500		1,200			
Max towing weight (un-braked)	kg	600		400			
Performance & Economy	Maximum speed	mph / km/h	118 / 190		111 / 180		
	0-62 mph / 0-100 km/h	seconds	9.5	10.2	12.7	13.5	
	Fuel tank capacity	litres	47		47		
	CO ₂ emissions	(WLTP) g/km	SZ-T / SZ5 120	132	119	130	
	Fuel consumption (WLTP)	Low	mpg (l/100km)	47.8 (5.9)	42.1 (6.7)	SZ-T 61.4 (4.6) / SZ5 60.1 (4.7)	47.8 (5.9)
		Medium	mpg (l/100km)	60.1 (4.7)	53.2 (5.3)	60.1 (4.7) / 60.1 (4.7)	52.3 (5.4)
		High	mpg (l/100km)	61.4 (4.6)	54.3 (5.2)	60.1 (4.7) / 60.1 (4.7)	57.6 (4.9)
		Extra High	mpg (l/100km)	47.0 (6.0)	43.4 (6.5)	44.8 (6.3) / 44.8 (6.3)	42.1 (6.7)
Combined		mpg (l/100km)	53.2 (5.3)	47.8 (5.9)	54.3 (5.2) / 53.2 (5.3)	48.7 (5.8)	



For more information
or to book a test drive, visit:
cars.suzuki.co.uk/vitara

Fuel economy and CO₂ results for the Suzuki Vitara range. Mpg (l/100km) (combined): 47.8 (5.9) to 54.3 (5.2). CO₂ emissions: 132 to 119 g/km. Figures shown are for comparability purposes; only compare fuel consumption and CO₂ figures with other cars tested to the same technical procedures. These figures may not reflect real life driving results, which will depend upon a number of factors including the accessories fitted (post-registration), variations in weather, driving styles and vehicle load. Specifications and equipment vary depending on engine, transmission and model grade. Please contact your local Suzuki Dealer for full details. All details correct at time of publication - February 2024. Vehicles shown throughout this brochure are for illustration only and may feature non- UK/ROI equipment. Suzuki GB PLC, Steinbeck Crescent, Snelshall West, Milton Keynes, Bucks MK4 4AE. Suzuki Customer Services 08085 011959 (UK) or 01 619 3671 (ROI). Calls may be recorded or monitored.